

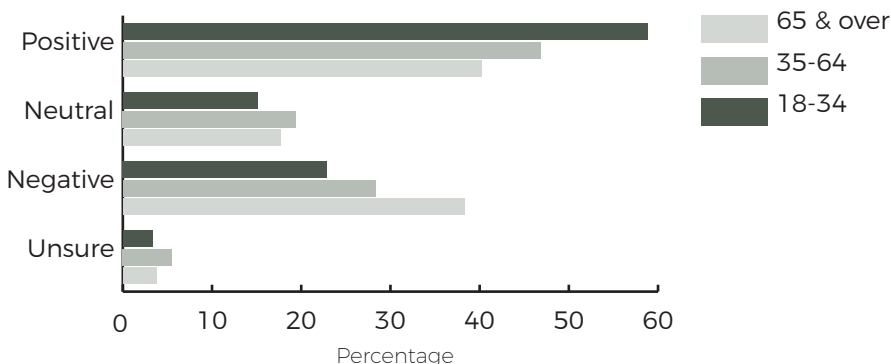
BACKGROUND

This infographic presents the results of community-based research completed by the Peterborough Drug Strategy in October 2019. The purpose of this research was to collect local data regarding non-medical cannabis use.



ACCEPTANCE & VIEWS

Do you have a positive or negative opinion of recreational cannabis use?



41 PERCENT Believe cannabis is less harmful than alcohol.

36 PERCENT Believe cannabis is not harmful.

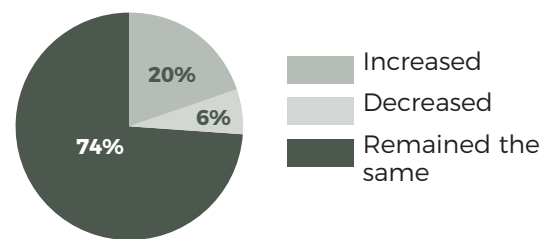
CONSUMPTION & DEMAND

What is your preferred method of using cannabis?



61 PERCENT Do not use cannabis.

Since cannabis was legalized, would you say your consumption has increased, decreased or remained about the same?

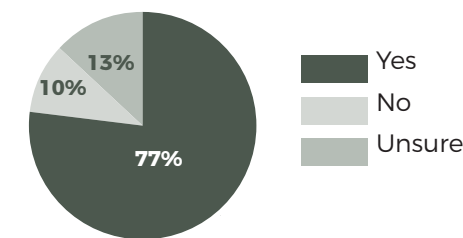


From what sources do you access cannabis products?



EDUCATION, AWARENESS & PROMOTION

Do you feel you are aware of the negative effects of cannabis use?



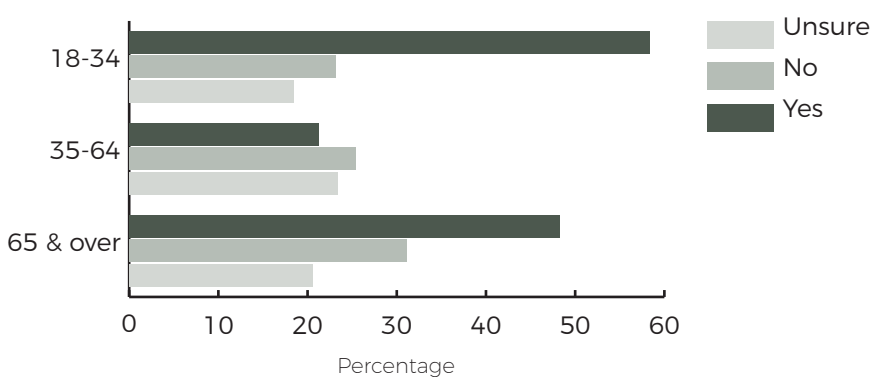
87 PERCENT Believe cannabis education should be a public health priority.

Top three preferred sources to receive cannabis information:



HARM REDUCTION

Are you familiar with the concept of harm reduction?



78 PERCENT Were unaware of Canada's Lower Risk Cannabis Use Guidelines.

66 PERCENT Could not name a specific harm reduction strategy for cannabis.